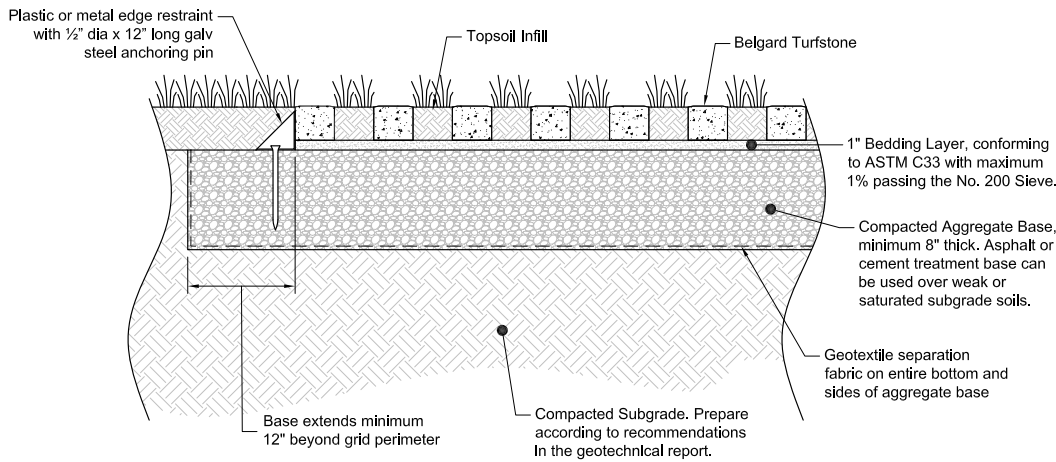



TYPICAL DETAIL




AVAILABLE COLORS




NATURAL GRAY

LAYING PATTERNS



STACK BOND PATTERN



STAGGERED RUNNING BOND PATTERN

PALLET INFORMATION

		SQFT/ PALLET	LAYER/ PALLET	UNITS/ PALLET	WEIGHT/ PALLET LBS	NOTES
80MM	FP, JAX, ZH	117	9	45	3115	Sold by full cube only.
	ORL	83	8	32	2244	Sold by full cube only.

TURFSTONE™

SIMPLE, OPEN WEAVE DESIGN ALLOWS FOR A BREATHABLE PAVEMENT, MAKING IT AN ENVIRONMENTALLY FRIENDLY ALTERNATIVE TO CONCRETE OR ASPHALT SURFACES

FEATURES & BENEFITS

- Open lattice grid design for turf infill
- 40% surface opening with void space for creating a grass pavement
- Applications include driveways, parking stalls, ramps, service and emergency access lanes
- Used to create green pathways capable of supporting infrequent vehicular traffic

SHAPES & SIZES



15¼ x 23⅞ x 3⅞